

K2620

Padlock is preset at the factory to operate at 0-0-0-0.
To set your own personal combination, such as birthday, address, etc.:

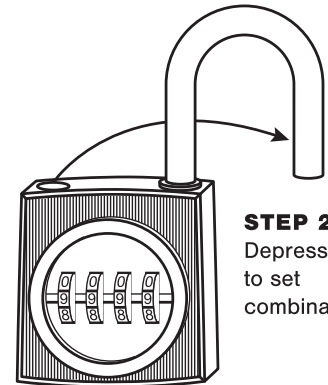
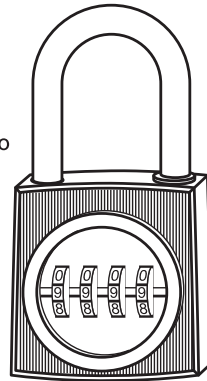
1. Leave dials at 0-0-0-0 and depress shackle to disengage.
2. Rotate shackle halfway around (180°) and push in as far as possible. Keeping shackle depressed, set the dials to your own combination. Without disturbing the dials, lift shackle and rotate (180°).
3. To lock: Rotate dials and depress shackle.

Your Sesamee® will now open to your personal combination. You may rotate the dials after opening the lock and still engage the shackle for locking.


The shackle must be depressed each time prior to opening the lock, as shown in Step 1.

To change the combination at any time, simply repeat procedure. Record your combination in a safe and accessible place for future reference.

STEP 1
Depress shackle to release



STEP 2
Depress to set combination



Other FJM Security Padlocks

