



Security *Combination Padlocks*

FJM Security Innovates Combination Padlocks

SX-873
SX-874
SX-875
SX-876

Why are FJM Padlocks Better?

Large, Front Facing Dials -

easier to use, no need to flip the lock upside down to peer at tiny numbers!



No Internal Springs to Corrode

The shackle has no internal springs to bind up over time. The shackle is also easier to open; simply set it to the combination and it is released without additional slamming/pushing required.



No Change Key/Pin Needed - use a screwdriver, coin or paper clip and never worry about losing a change key. Simply have it on the current opening combination to change the code.



More competitive price - better quality product and easier to use at a more competitive price.

Also check out our innovative Locker Padlocks!

The SX-575 has a Master Key Override AND code discovery! Lost combination? Employee turnover? Simply insert the master key, turn the dials to the right and they stop at the correct combination. Reset the code and no more throwing away padlocks!



Instructions:

Your FJM Security Combination Padlock is preset at 0-0-0-0.

To reset the combination:

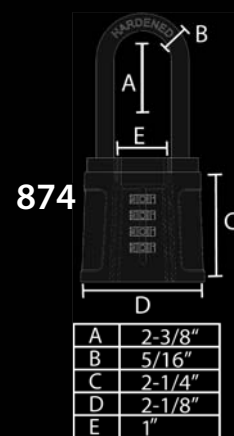
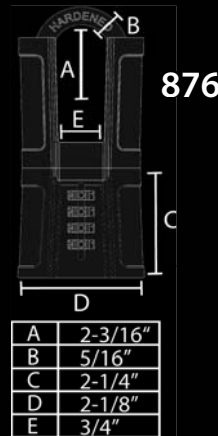
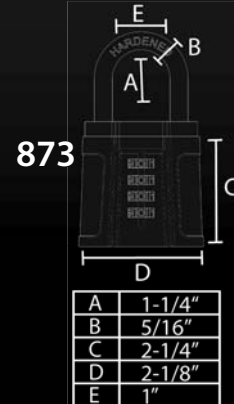
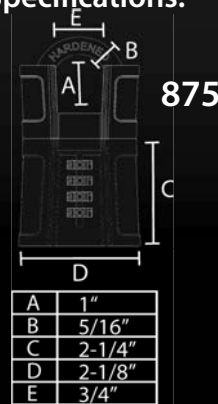
Turn the dials to 0-0-0-0, pull the shackle up.

Use a flat head screwdriver or coin to turn the Reset Button, on the bottom of the lock, clockwise 90°.

Turn the dials to your desired combination.

Turn the Reset Button counterclockwise 90° (back to original horizontal position). The lock is now ready to open at your own personal combination.

Specifications:



Security Products
www.fjmsecurity.com
800-654-1786